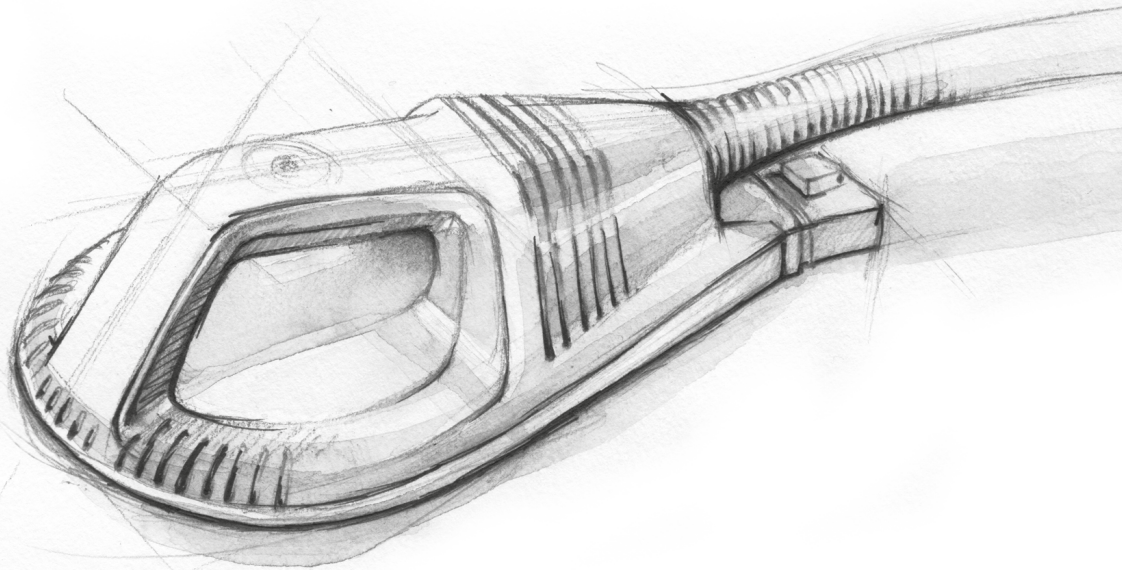




SUPER INDUCTIVE SYSTEM

COMPLETE
EDITION



SUPER INDUCTIVE
SYSTEM


CONTENT

6	ABOUT US
8	SUPER INDUCTIVE SYSTEM
10	MECHANISM OF ACTION
14	MEDICAL EFFECTS
24	SCIENTIFIC SUPPORT
30	INDICATIONS
36	THERAPY SEQUENCE
38	FAQ
40	THERAPY BENEFITS
42	REFERENCES & TESTIMONIALS
50	THE PRODUCT
54	PATENTED TECHNOLOGY
58	SERVICE & MAINTENANCE
60	RETURN ON INVESTMENTS
62	MARKETING SUPPORT
68	DIGITAL MEDIA
70	HISTORY



sales@btlnet.com
www.btlnet.com

Although the author and publisher have made every effort to ensure that the information in this book was correct at press time, the author and publisher do not assume and hereby disclaim any liability to any party for any loss, damage, or disruption caused by errors or omissions, whether such errors or omissions result from negligence, accident, or any other cause. The products and their specifications, as shown in this catalogue, may differ according to the country where they are sold.



SHOCKWAVE
THERAPY



2007

2012



HIGH INTENSITY
LASER

TARGETED
RADIOFREQUENCY
THERAPY



2015

2017



SUPER INDUCTIVE
SYSTEM

Growing to meet
your **needs**



ABOUT US

Covering 4 continents, we help patients all across the world. At BTL, we are keen on delivering the best possible devices in the fields of physiotherapy, cardiology and aesthetics. Our more than 20-year experience with manufacturing medical devices gives us a great advantage in fulfilling therapists' and patients' needs. In the past 20+ years we have filled our portfolio with a full list of devices for physiotherapy for treatment of various musculoskeletal disorders of both acute and chronic kind.

We settle for nothing less but perfection in terms of effectivity, function, user-friendliness and last but not least design. The medical effects of our devices are supported by research and a number of studies. Our products are constantly tested and recommended by our customers, and also acknowledged by others which can be represented by the BTL-6000 Series receiving the RedDot award.



Pain management revolution



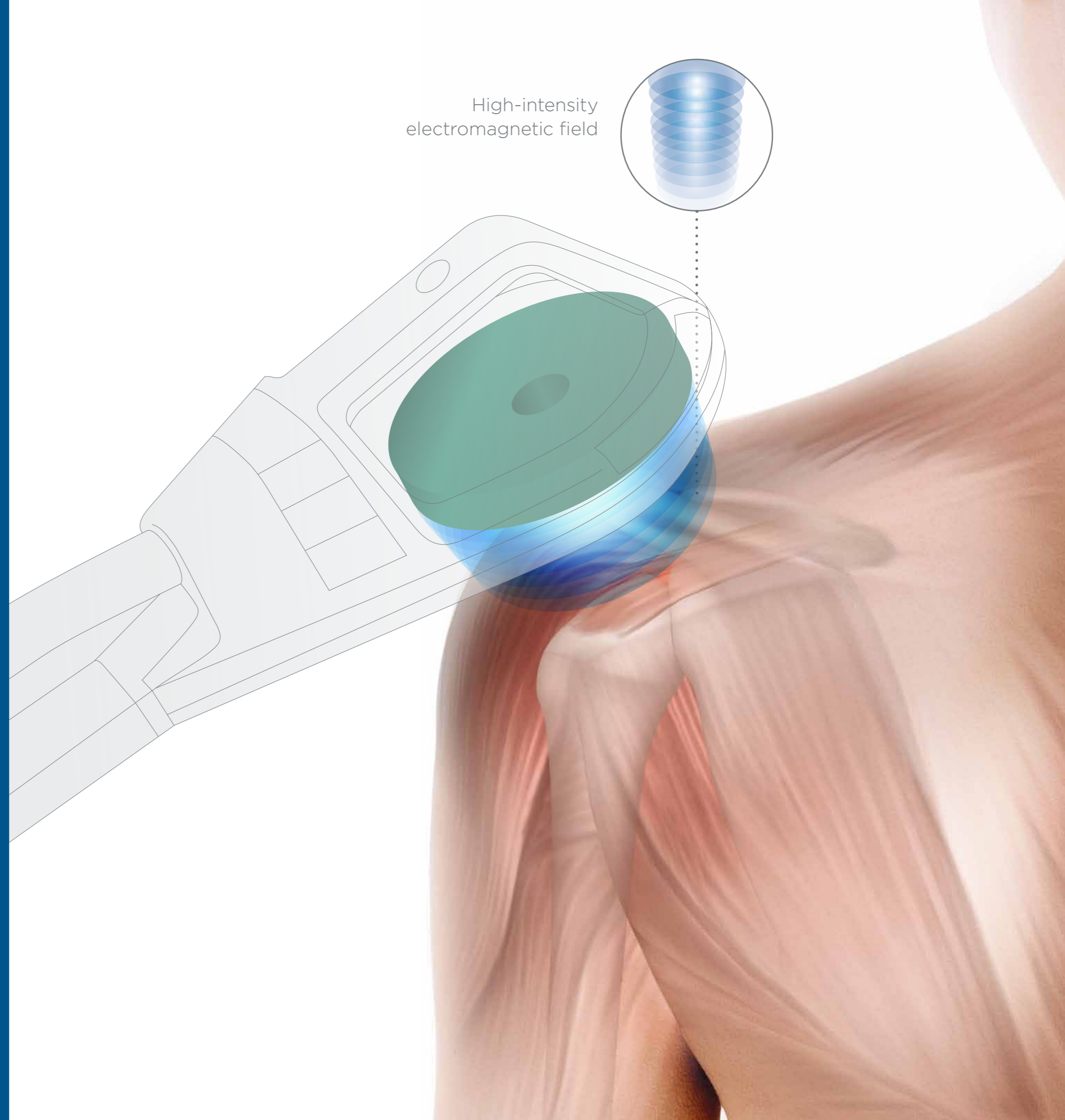
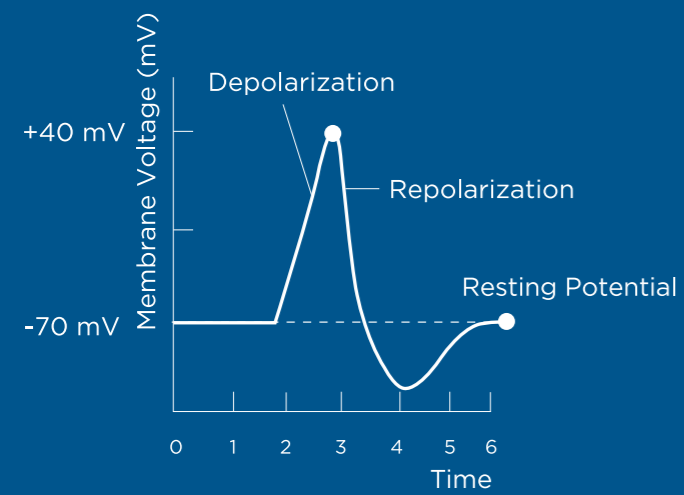
SUPER INDUCTIVE SYSTEM THERAPY

The BTL Super Inductive System is the **latest technology** using the healing effect of a high-intensity electromagnetic field in the treatment of the painful conditions of the neuromuscular and joint-skeletal system. All questions referring to the Super Inductive System therapy will be answered in this book.

MECHANISM OF ACTION

The BTL Super Inductive System therapy is based on the interaction between a high-intensity electromagnetic field and the human body.

The intense electromagnetic field depolarizes neural tissues and causes muscle contractions. With the BTL Super Inductive System you can effectively treat various disorders of the neuromuscular and joint-skeletal system.

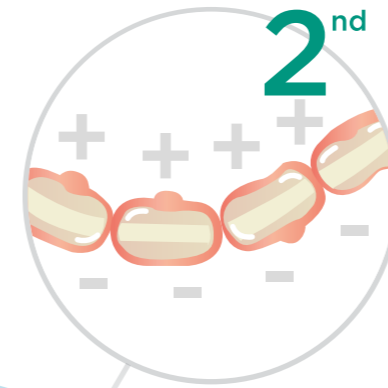
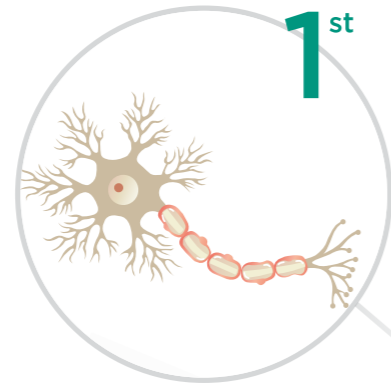


ACTION POTENTIAL

The BTL Super Inductive System mechanism of action is based on the neurophysiological reaction called **action potential**.

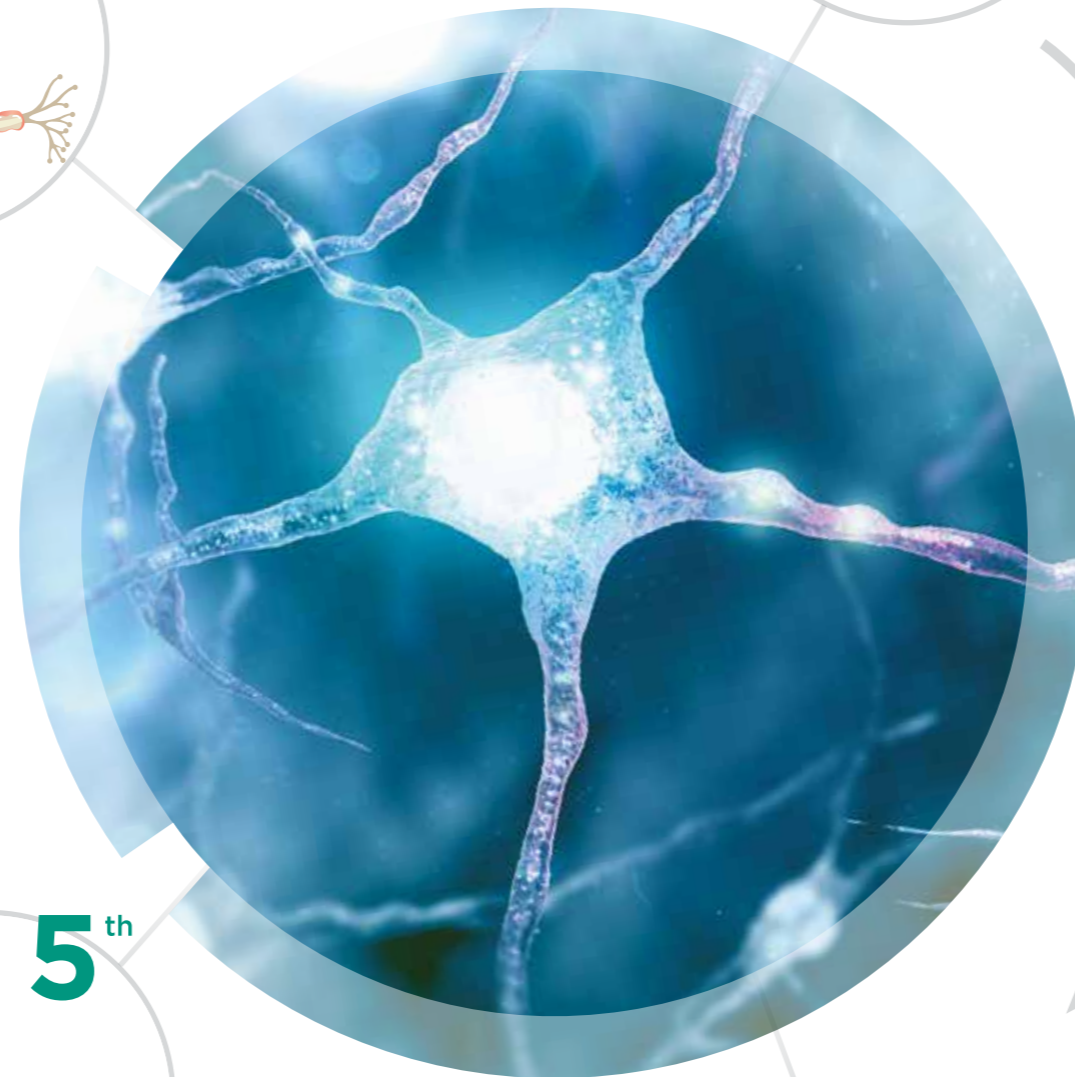
INTRODUCTION

The BTL Super Inductive System creates an intense electromagnetic field. The field induces electric currents and triggers action potential in the neuron, which further **transfers the electric signal** in neural tissue.



DEPOLARIZATION

Electric signal induced by the BTL Super Inductive System is further transferred through the neuron and depolarization, caused by the **voltage changes on the neuron membrane**, occurs.



SIGNAL CONDUCTION & REPOLARIZATION

Induced electric signal is conducted along the neuron until the mediator **acetylcholine is released** into the neuromuscular joint.

MUSCLE RELAXATION

Subsequently, **cross-bridges of the contractile proteins** are discontinued and the muscle relaxes.



MUSCLE CONTRACTION

Acetylcholine binds to a muscle cell membrane and further conducts the induced electric signal through the muscle. This **involves the activity of contractile proteins**, which altogether cause muscle contraction.





MEDICAL EFFECTS

As the BTL Super Inductive System targets the neuromuscular tissue, it can be used to treat acute and chronic pain conditions of the neural and musculoskeletal system.

MEDICAL EFFECTS

The innovative BTL Super Inductive System therapy is based on the high-intensity electromagnetic field, which positively influences the human tissue. With the BTL Super Inductive System you can relieve pain, release joint blockage, support fracture healing process, relax or strengthen muscles.

**ENDOGENOUS
OPIOID**
THEORY OF PAIN

**GATE CONTROL
THEORY
OF PAIN**

**PERIPHERAL
PATTERN**
THEORY OF PAIN

PAIN
MANAGEMENT

FRACTURE HEALING



MYOSTIMULATION



OTHER
MEDICAL
EFFECTS



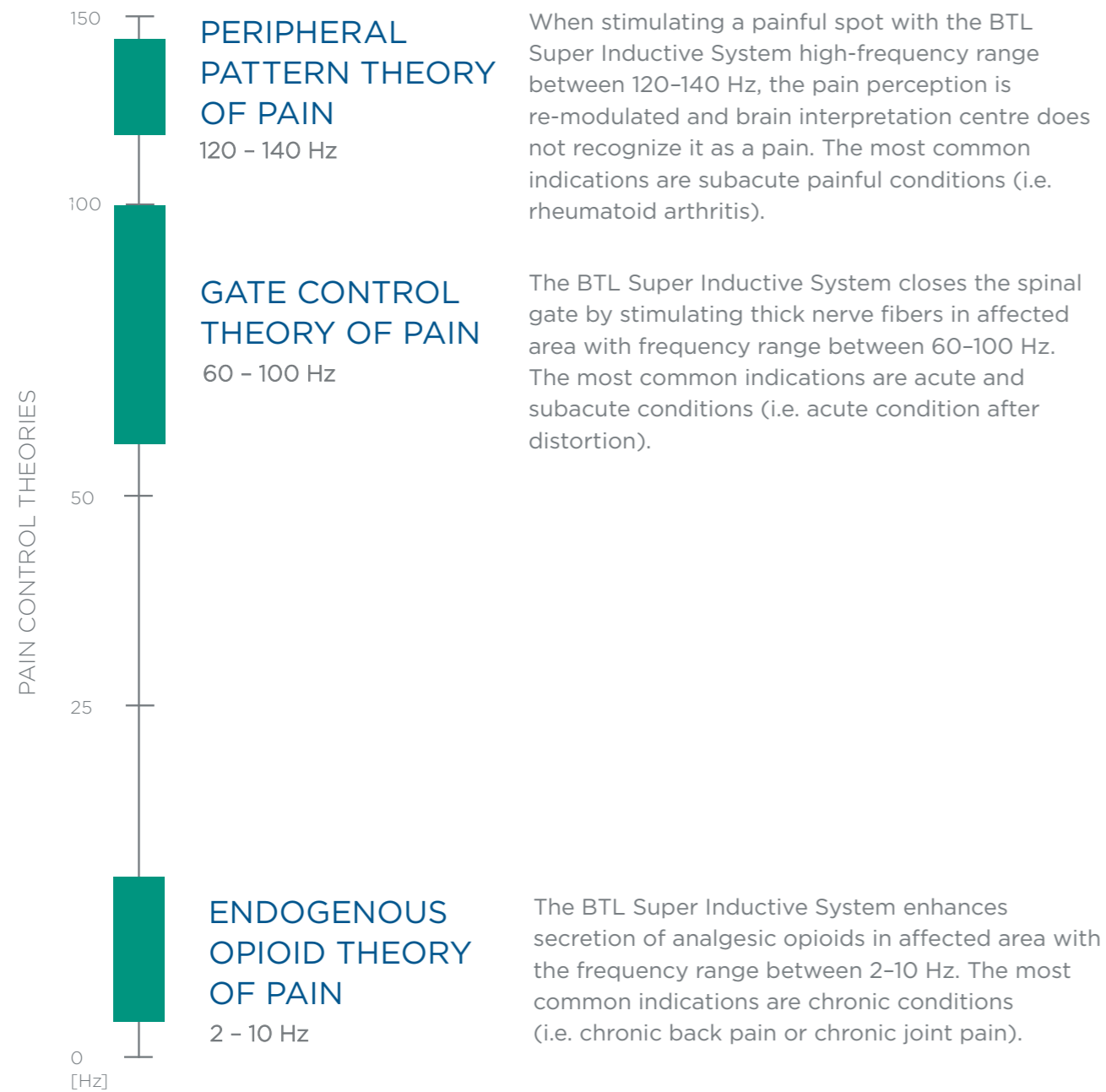
JOINT MOBILIZATION



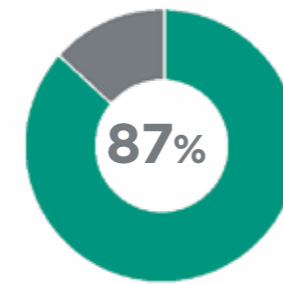
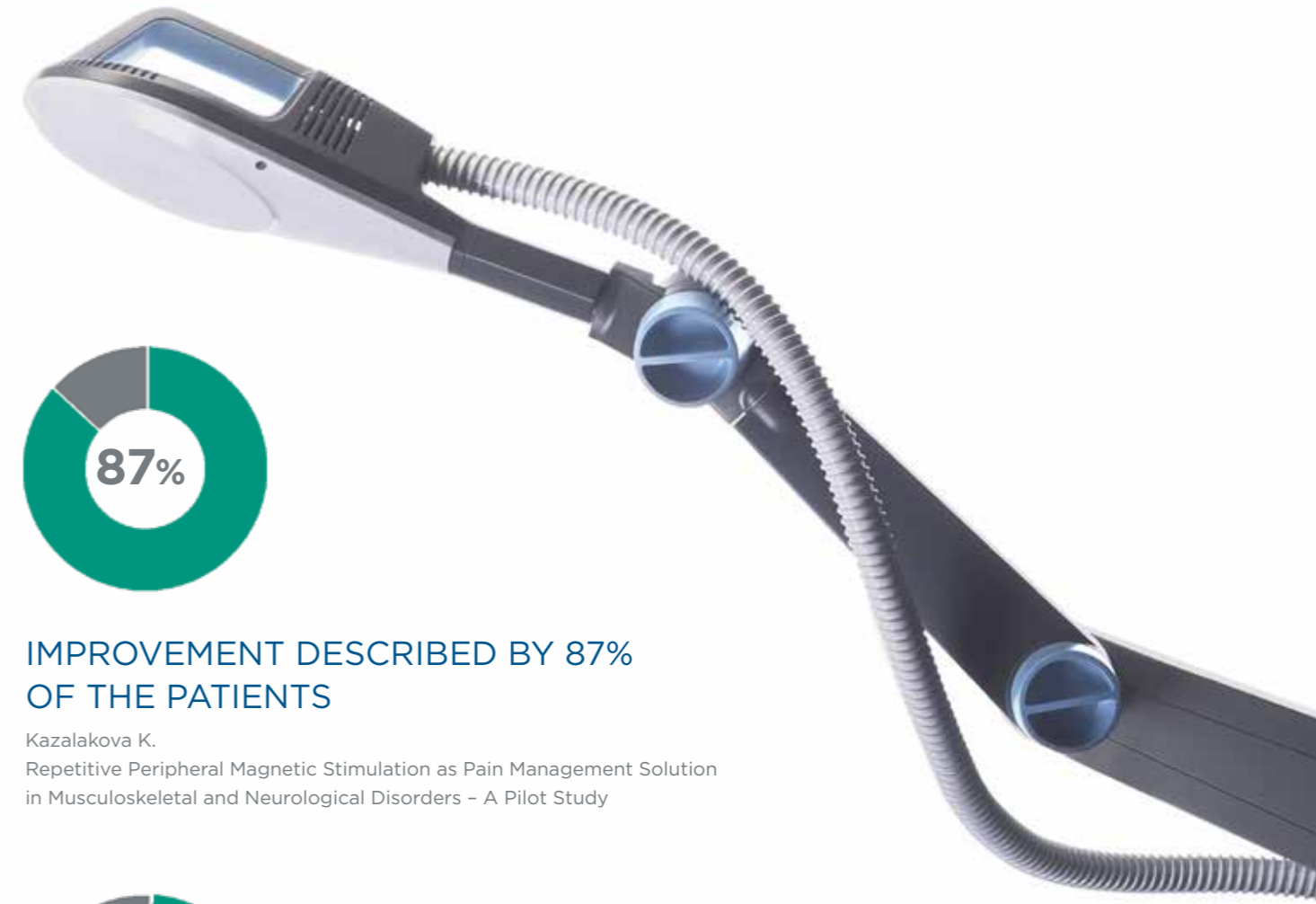
SPASTICITY REDUCTION

FREQUENCY-SPECIFIC PAIN MANAGEMENT

The BTL Super Inductive System pain management is based on three different neurophysiological pain control theories. Each of them varies in the frequency spectrum. Wide range of frequencies assures that the BTL Super Inductive System can be indicated in all stages of painful conditions.

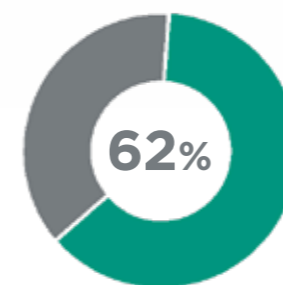


Scientific results are reason to believe



IMPROVEMENT DESCRIBED BY 87% OF THE PATIENTS

Kazalakov K.
Repetitive Peripheral Magnetic Stimulation as Pain Management Solution in Musculoskeletal and Neurological Disorders - A Pilot Study



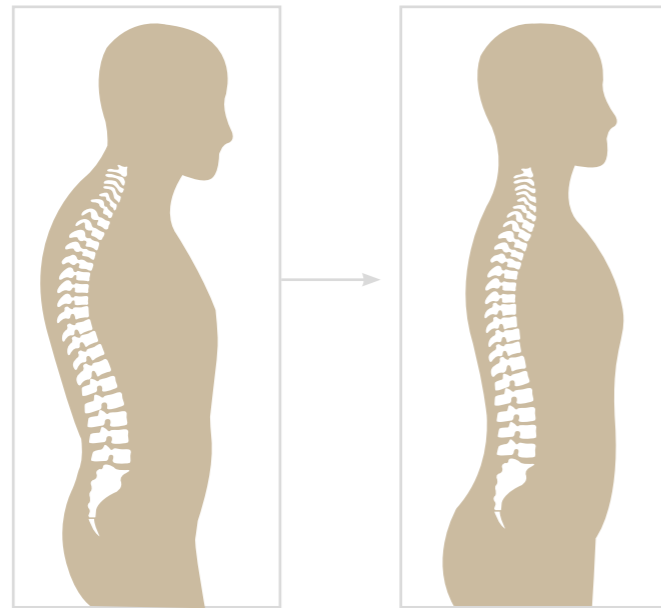
IMMEDIATE PAIN RELIEF IN 62% OF THE SUBJECTS

Pětioký J., Váňa Z., Šubert D., Žarković D., Bittner V.
Repetitive Peripheral Inductive Stimulation in Musculoskeletal Pain Management - A Pilot Study

OTHER MEDICAL EFFECTS

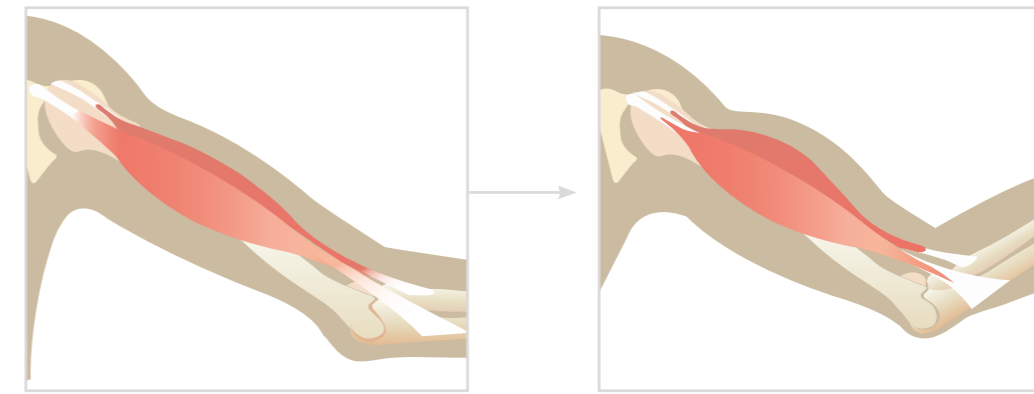
JOINT MOBILIZATION

Joint mobilization is achieved through repetitive contractions of the muscles surrounding the joint capsule. This repetitive contraction substitutes manual joint mobilization, which leads to joint play restoration.



MYOSTIMULATION

Interaction of the electromagnetic field within neuromuscular tissue, results in nerve depolarization and muscle contractions. Based on the selected stimulation frequency one can either facilitate muscles or strengthen them.



PERIPHERAL APPLICATION OF REPETITIVE PULSE MAGNETIC STIMULATION ON JOINT CONTRACTURE FOR MOBILITY RESTORATION

Author: Kouloulas E.

Affiliations: Rehabilitation Center Physiatriki, Athens, Greece

Published: International Journal of Physiotherapy, 2016, Vol. 3(5), p. 519-524

Aim of this study was to evaluate the effect of rPMS in treating joint contracture.

Results: The results of the study show statistical difference between the levels of improvement of all studied parameters while comparing between both groups. The results suggest greater mobility restoration and pain relieving effect of the rPMS in comparison to conventional physiotherapy method.



REPETITIVE PERIPHERAL INDUCTIVE STIMULATION IN COMPREHENSIVE PHYSIOTHERAPEUTIC APPROACH - A CASE STUDY

Author: Žarković D.

Affiliations: Charles University in Prague, Faculty of Sport and Physical Education, Prague, Czech Republic

Aim of this case study was to integrate rPIS in comprehensive physiotherapeutic approach in treatment of patient with posttraumatic respiratory and musculoskeletal disease.

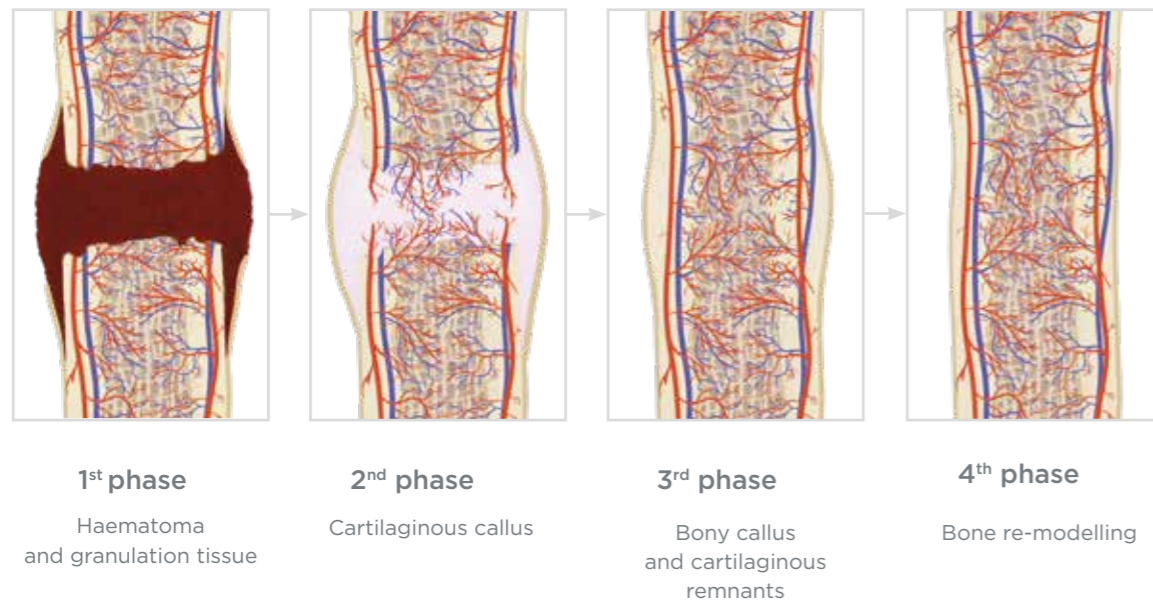
Results: The 4-week protocol with SIS resulted into improvement of spirometric parameters. Statistically significant changes in SVC, FVC and MVV profile were observed. A positive effect was also observed in his musculoskeletal system, where numerous painful muscle spasms, leading to scoliotic trunk asymmetry were eliminated.



OTHER MEDICAL EFFECTS

FRACTURE HEALING

The high-intensity electromagnetic field enhances blood circulation in the affected area and supports formation of the vascular and cartilage callus. Consequently the cartilage progressively mineralizes and the bone remodels.



USE OF THE HIGH-INTENSITY ELECTROMAGNETIC FIELD STIMULATION IN FRACTURE TREATMENT - SERIES OF CASE STUDIES

Author: Dimitrova-Popova D.¹, Morfino D.²

Affiliations: ¹Imaging Diagnostics Department, Medical University Plovdiv, Plovdiv, Bulgaria, ²Rehabilitation Point Torino, Italy

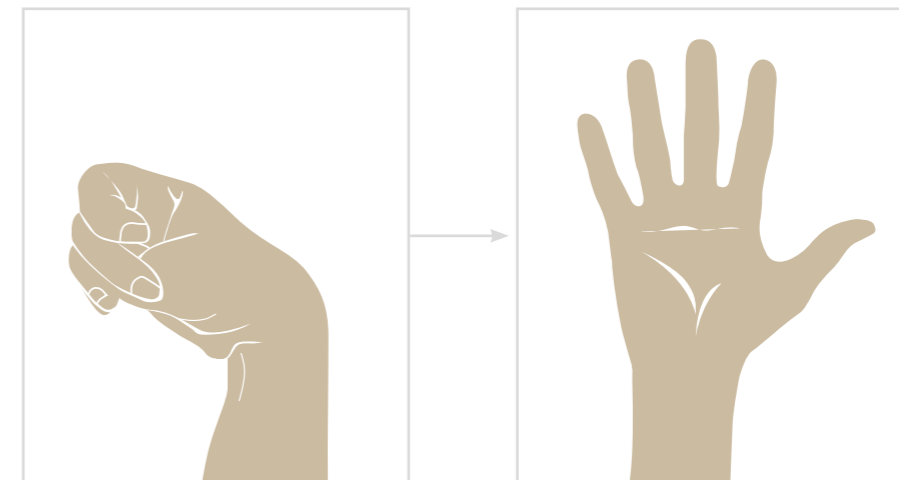
The aim of this series of case studies was to assess the effect of HIES for callus formation enhancement.

Conclusion: The results of the series of case studies suggest the BTL-6000 Super Inductive System method based on the HIES principle seems as promising in bone healing acceleration and additionally releases the pain accompanying fracture conditions.



SPASTICITY REDUCTION

One of the ways how to inhibit an increased muscle tone is through affecting the spinal level of muscle tone control. This mechanism is indicated for treatment of central motor impairment, in which spasticity occurs.



HIGH-INTENSITY ELECTROMAGNETIC FIELD STIMULATION CAN REDUCE SPASTICITY IN POST-STROKE PATIENTS


Author: Kouloulas E.¹, Prouza, O.²

Affiliations: ¹Rehabilitation Centre Physiatriki, Athens, Greece, ²Charles University in Prague, Faculty of Sport and Physical Education, Czech Republic

Aim of the study was to assess anti-spastic effect of high-intensity electromagnetic field stimulation in post-stroke condition.

Conclusion: The evaluation showed greater spasticity reduction in TG - 66% vs. 31% in the CG after the 1-month follow-up visit. Results suggest that high-intensity electromagnetic stimulation is an effective extracorporeal physical modality for spasticity management in post-stroke patients.





SCIENTIFIC SUPPORT

The BTL Super Inductive System represents a breakthrough therapy with scientifically proven efficiency. Find out more about its impressive results in the following section.

The studies are listed according to the medical effects:

- Analgesic effect
- Muscle strengthening
- Joint mobilization
- Fracture healing
- Spasticity reduction

CLINICAL STUDY OF APPLIED HIGH-INDUCTION ELECTROMAGNETIC FIELD ON PAINFUL CONDITIONS

Author: Šťastný E.

Affiliations: University Hospital Motol, Prague, Czech Republic

Published: Rehabilitace a fyzikální lékařství, 2016, Vol. 3(23), p. 142-148

Verification of the analgesic effect of a strong pulse electromagnetic field on a sufficient statistical sample in a clinical practice.

Results: Regardless of diagnoses, the overall decrease of pain was 37.5 %. There was significant pain relief by 46 patients. There was neither improvement nor worsening of pain by 4 out of the total 50 patients. 7 patients were excluded from the study.



REPETITIVE PERIPHERAL INDUCTIVE STIMULATION IN MUSCULOSKELETAL PAIN MANAGEMENT – A PILOT STUDY

Author: Pětioký J., Váňa Z., Šubert D., Žarković D., Bittner V.

Affiliations: Rehabilitation Center Kladruba, Kladruba, Czech Republic

Published: Rehabilitace a fyzikální lékařství, 2016, Vol. 4(23), p. 195-200

The aim of the pilot study was to investigate immediate pain relief effect of the repetitive peripheral inductive stimulation device BTL-6000 Super Inductive System (BTL Industries Ltd.) in musculoskeletal diseases.

Results: Immediate pain relief effect of the repetitive peripheral inductive stimulation in 62 % patients with musculoskeletal diseases was observed.



REPETITIVE PERIPHERAL MAGNETIC STIMULATION AS PAIN MANAGEMENT SOLUTION IN MUSCULOSKELETAL AND NEUROLOGICAL DISORDERS – A PILOT STUDY

Author: Kazalakova K.

Affiliations: Pirogov Hospital, Sofia, Bulgaria

Published: International Journal of Physiotherapy, 2016, Vol. 3(6), p. 671-675

The aim of this study was to investigate pain relief effect and improving of the difficulties in performing Activities of Daily Living (ADL) achieved by rPMS among patients with acute and chronic conditions associated with musculoskeletal and neurological painful disorders. **Results:** There was a statistically significant difference in the before/after condition comparison. Majority of participants described pain decrease (87.33 %) on VAS for Pain and improvement (41.33 %) in ability to perform ADL after the course of treatment. A three-month follow up showed persisting improvement [to 42.04 % (vs. before treatment condition)] in ADL performing abilities.



THE SUPER INDUCTIVE SYSTEM – A NEW APPROACH IN TREATMENT OF DENERVED MUSCLE

Authors: Morfino D.

Affiliations: Rehabilitation Point, Torino, Italy

The aim of this study was to evaluate its effectiveness for treating muscles with damaged innervations.

Conclusion: rPMS is an effective and safe non-invasive method that allows contactless treatment of denervated muscles and further ameliorating the ability to perform Activities of Daily Living among patients suffering from conditions associated with denervated muscles.



FUNCTIONAL MAGNETIC STIMULATION FOR RESTORING COUGH IN PATIENTS WITH TETRAPLEGIA

Authors: Lin W.H.¹, Singh H., Chitkara R.K., Perkasch I.

Affiliations: ¹Functional Magnetic Stimulation Laboratory, Spinal Cord Injury Service, VA Palo Alto Health Care System, CA 94304, USA

Published: Archives of physical medicine and rehabilitation, 1998, May, 79 (5), 517-522

To evaluate the usefulness of functional magnetic stimulation (FMS) as a noninvasive method for assisting cough in patients with tetraplegia.

Conclusion: FMS of the expiratory muscles produced significant expired pressures, volumes, and flow rates when compared with voluntary maximum efforts; therefore, FMS can be used as an effective method to restore cough in tetraplegic patients.



MUSCLE TRAINING WITH REPETITIVE MAGNETIC STIMULATION OF THE QUADRICEPS IN SEVERE COPD PATIENTS

Author: V. Bustamante V.¹, Lopez de Santa Maria E., Gorostiza A., Jimenez U., Galdiz J.B.

Affiliations: ¹Pneumology Department, Hospital de Basurto, Osakidetza, Basque Country, Spain

Published: Respiratory Medicine, 2010, February, 104 (2), 237-245

Results: All patients completed the training with increasing intensity of stimulation, displaying a significant improvement in voluntary quadriceps strength (17.5 % of the baseline value) and exercise capacity, with a mean increase of 23 m in the six-minute walking test. The questionnaire scores showed greater increases in quality-of-life scores in the trained subjects compared to the controls.



DIFFERENTIAL ACTIVATION OF NERVE FIBERS WITH MAGNETIC STIMULATION IN HUMANS

Authors: Taday E. C.¹, Olree K. S., Horch K. W.
Affiliations: ¹Department of Bioengineering, University of Utah, Salt Lake City, Utah, USA
Published: BMC Neuroscience, 2006, July, 24, 7:58

Conclusion: The relative amplitudes of the EMG and SEP signals changed oppositely when the current direction in the magnetic coil was reversed. This effect was consistent with current direction in the coil relative to the arm for all subjects.



FORCE-PAIN RELATIONSHIP IN FUNCTIONAL MAGNETIC AND ELECTRICAL STIMULATION OF SUBJECTS WITH PARESIS AND PRESERVED SENSATION

Author: Szecsi J.^{1,2}, Götz S., Pöllmann W., Straube A.
Affiliations: ¹Center for Sensorimotor Research, Department of Neurology, Ludwig-Maximilians University, Munich, Germany
²Technische Universität München, Munich, Germany

Using “painless” magnetic stimulation (FMS) to support the cycling of paretic subjects with preserved sensation is possible and potentially superior to electrical stimulation.
Results: Torque and pain significantly depended on the amount of surface and location of stimulation during FMS, on the stimulation modality, and on the muscle contraction velocity during FES and FMS. FMS with a saddle-shaped coil produced more torque ($p < 0.05$) than any other stimulation modality, even at 30 rpm velocity.



FUNCTIONAL MAGNETIC STIMULATION FACILITATES GASTRIC EMPTYING

Authors: Lin V. W.¹, Kim K. H., Hsiao I., Brown W.
Affiliations: ¹Functional Magnetic Stimulation Laboratory, Spinal Cord Injury/Disorder Health Care Group, VA Long Beach Health Care System, Long Beach, CA 90822, USA
Published: Archives of Physical Medicine and Rehabilitation, 2002, June, 83 (6), 806 – 810

Conclusion: Gastric emptying was enhanced by FMS in able-bodied subjects and was greatly enhanced in SCI subjects. FMS can be a useful noninvasive therapeutic tool to facilitate gastric emptying in humans.



EFFECTS OF PARA-SPINAL REPETITIVE MAGNETIC STIMULATION ON MULTIPLE SCLEROSIS RELATED SPASTICITY

Authors: Serag H.¹, Abdelgawad D., Emara T., Moustafa R., El-Nahas N., Haroun M.
Affiliations: ¹Neurology Department, Ain Shams University, Cairo, Egypt
Published: International Journal of Physical Medicine & Rehabilitation, 2014, 2:242

The aim of this study was to test the effectiveness of repetitive peripheral magnetic stimulation (rpms) in decreasing spasticity and painful cramps in the lower extremities of MS patients.

Results: There was a significant difference between the two study groups in terms of muscle spasticity tested by MAS ($p = 0.05$), and spasm frequency and intensity ($p < 0.0001$ for both).



MAGNETIC VERSUS ELECTRICAL STIMULATION IN THE INTERPOLATION TWITCH TECHNIQUE OF ELBOW FLEXORS

Authors: Lampropoulou S. I.¹, Nowicky A. V., Marston L.
Affiliations: ¹School of Health Sciences and Social Care, Centre for Rehabilitation Research, Brunel University, Uxbridge, UK
Published: Journal of Sports Science and Medicine, 2012, December, 11 (4), 709–718

Results: All participants reported that magnetic stimulation caused much less discomfort than electrical stimulation and that it was well tolerated even at supramaximal intensities.



A COMPACT THEORY OF MAGNETIC NERVE STIMULATION: PREDICTING HOW TO AIM

Author: Babbs Ch. F.¹
Affiliations: ¹Purdue University, Weldon School of Biomedical Engineering, West Lafayette, Indiana, USA
Published: BioMedical Engineering OnLine, 2014, 13:53

Conclusion: This condensed synthesis of electromagnetic theory and cable theories of axon physiology provides a partial solution to the targeting problem in peripheral and in transcranial magnetic stimulation.

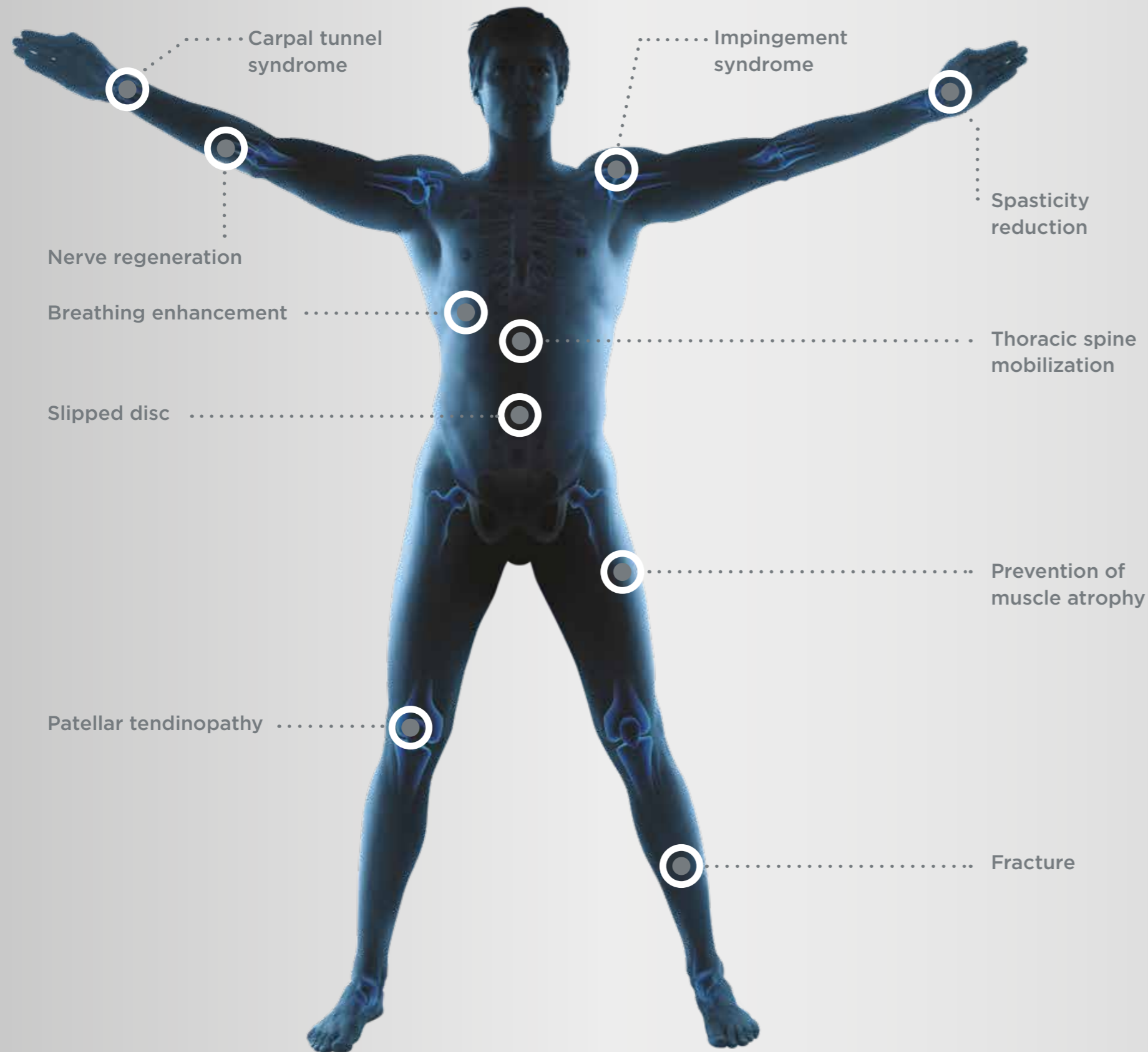


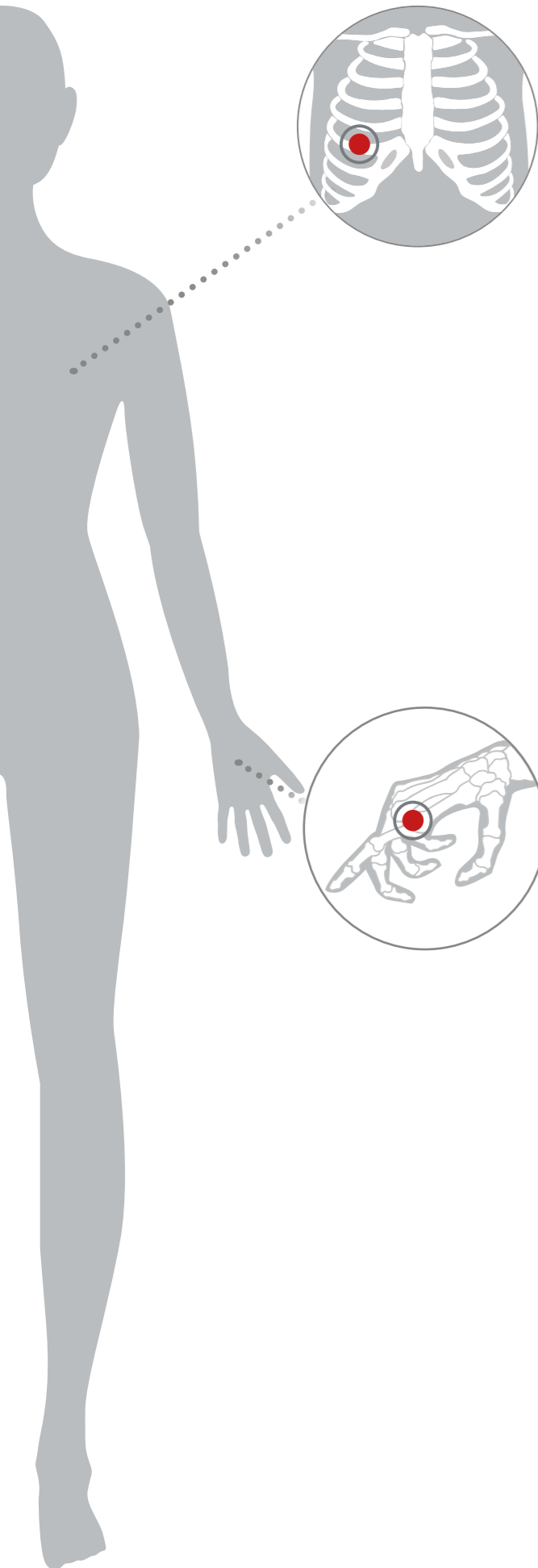
INDICATIONS

The BTL Super Inductive System using healing effects of the high-intensity electromagnetic field represents a perfect treatment of the painful conditions of the neuromuscular and joint-skeletal system.

The following section guides through the main indications that can be treated with the BTL Super Inductive System. For detailed instructions on how to provide the therapy of various indications, follow website:

www.super-inductive-system.com





BREATHING ENHANCEMENT

Breathing issues are a result of inherited or acquired respiratory diseases. Patients usually describe discomfort during breathing due to muscle discoordination and insufficiency, which can be diagnosed by spirometry. In such condition, improvement of muscle activation and coordination of the breathing pattern are desirable. Stimulation of the breathing muscles with the Super Inductive System improves their strength and guides the patient to breathe more efficiently.

SPASTICITY REDUCTION

Spasticity is defined as an abnormal increase of muscle tonus, which usually occurs in central motor impairment after traumatic brain or spinal cord injury. Increased muscle tonus is accompanied by muscle weakness, which disables patient to move freely. By relaxing spastic muscles and consequently stimulating weakened muscles with the Super Inductive System, a muscle balance and decrease of spasticity in the affected muscle group are achieved.



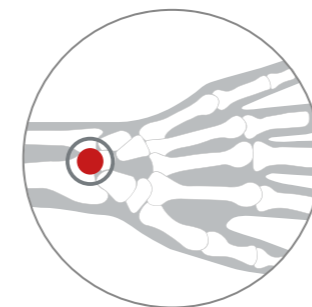
IMPINGEMENT SYNDROME

Impingement syndrome is a painful condition, which occurs in the shoulder or hip joint. Upon movement, rotator cuff tendons or hip flexor tendons are irritated and inflamed as they pass through the subacromial or acetabular space. Patients report pain, muscle weakness and loss of active movement. Due to stimulation with the Super Inductive System in the affected area, patients experience significant pain reduction and increase in the range of motion.



NERVE REGENERATION

Nerve regeneration is the ability of the nerve to repair after an injury. Injuries differ from simple compression to total nerve interruption, which requires comprehensive therapy, including prevention of muscle weakness, pain reduction and local blood enhancement. Intense stimulation of the impaired neural tissue by the Super Inductive System, boosts blood flow and relieves the pain in the affected area. As the nerve is well nourished, proper muscle function can be observed.



CARPAL TUNNEL SYNDROME

Carpal tunnel syndrome is a condition of the wrist caused by compression and swelling of the median nerve. Nerve compression may result in a loss of grip strength and functional deficit, which is usually accompanied by pain and tingling. Patients suffering from carpal tunnel syndrome treated with the Super Inductive System, will experience the immediate pain relief and recover their muscle strength.



THORACIC SPINE MOBILIZATION

Spinal mobilization is a gentle passive movement of a spinal segment performed by a physical therapist to increase the range of motion and flexibility of the spine. The Super Inductive System can be applied over the patient's spine and by repetitive contractions of the muscles surrounding the joint capsule of the spine, mimics the manual joint mobilization. This repetitive contraction leads to restoration of spine flexibility and mobility.



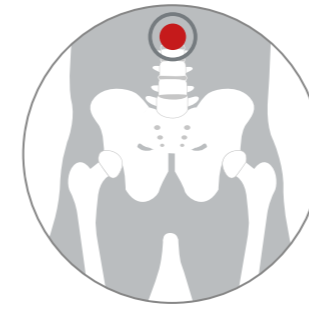
FRACTURE HEALING

A bone fracture is a medical condition, in which damage of the bone continuity occurs. It takes around 6 weeks to heal the damaged bone. The healing process requires increased blood supply, which can be achieved through early application of the high-intensity electromagnetic field. The Super Inductive System enhances blood circulation in the affected area and supports cartilage mineralization and bone remodeling.



PATELLAR TENDINOPATHY

Patellar tendinopathy stands for painful condition of the knee and patella, which is common among athletes performing jumping sports. Tendinopathy results from an increased demand on the knee extensors and their tendons. To treat tendinopathy effectively, it is important to restore the muscle balance and relieve the pain. The Super Inductive System targets the demands of the therapy. Overloaded muscles are relaxed, whereas pain in the muscle tendons is suppressed.



SLIPPED DISC

Cartilage discs, situated in between each vertebrae of the spine, are exposed to every-day physical effort. Mechanical damage of the discs, which can slip out to spinal pathway and compress the nerve roots, may occur. This leads to back pain connected with numbness and muscle weakness. Due to frequency-specific pain management, the Super Inductive System is indicated in all stages of the painful condition to suppress the pain according to different pain control theories.



PREVENTION OF MUSCLE ATROPHY

Muscle atrophy, a loss of muscle mass, occurs in bedridden patients due to restriction of active movement or in neurogenic diseases. Aim of the therapy is to maintain and potentiate muscle capacities and strength. The Super Inductive System selectively targets neuromuscular tissue, in which there are muscle contractions. Therefore it can be used to prevent atrophy and maintain muscle strength from the very beginning of the rehabilitation process.



THERAPY SEQUENCE

This section guides you through a **general therapy process** applicable to all conditions.

EXAMINATION OF THE AFFECTED AREA
Find the painful spot.



APPLICATOR SETTING
Place the applicator above the defined area.



OPERATOR-FREE THERAPY
After the therapy starts, procedure continues with no necessity of the therapists' activity.



THERAPY START
Proceed with selecting a protocol correspondent to the desired effect and start the therapy.





ANY QUESTIONS?

Who is therapy for?

The BTL Super Inductive System therapy is suitable for patients suffering from neuromuscular and joint-skeletal disorders.

Does the therapy hurt?

No, the therapy does not hurt. According to the treated area and therapy parameters, the patient experiences muscle contractions or may feel a slight tingling. Muscle contractions occur during strengthening or joint mobilization, whereas slight tingling is perceived during pain management therapy.

How many sessions will the patient need?

The number of sessions depends on patient's condition. Although the Super Inductive System therapy brings immediate relief, to maintain long-term results it is recommended to attend up to 5 therapies in acute conditions and up to 10 therapies in chronic condition.

Is the therapy connected with any risks?

The BTL Super Inductive System therapy is harmless and without side-effects. To ensure maximum comfort, the intensity of stimulation can be fully adjusted during the therapy according to patient's subjective perception.

THERAPY BENEFITS



After the first treatment with the BTL Super Inductive System, I felt immediate pain relief which never happened before while using strong analgesics."

Patient of Sébastien Rebelo, PT
Private practice in
Eaubonne, **France**



EFFORTLESS TREATMENT EXPERIENCE

The therapy is gentle to the patient and easily set by the operator.



PRECISE THERAPY DELIVERY

The applicator ensures precise delivery of the therapy.



IMPRESSIVE RESULTS

Unique technology solution guarantees immediate effects.



REFERENCES & TESTIMONIALS

Staying in touch with our clients is essential for feedback and evolution of the BTL devices. Read what our customers say about the BTL Super Inductive System.

“

*The therapy with the BTL Super Inductive System is **simple, comfortable** and **gentle on the patient.**”*

Efthimios Kouloulas
Medical Director, Rehabilitation Center
Physiatriki
Greece



The result of the treatment with the BTL Super Inductive System is apparent from the very first session. It has been evaluated as appropriate for the management of pain using the visual analogue scale. Treatment with the Super Inductive System is innovative and the advantages are mainly ease of use and pleasant overall feeling for the patient. It is an innovative device which can be applied without side effects even over the patient's clothing non-invasively, offering simplicity and high-quality of rehabilitation service. Patients characterize the BTL Super Inductive System sessions as pleasant and efficient."

Efthimios Kouloulas

Medical Director
Rehabilitation Center Physiatriki
Greece



The innovative technology Super Inductive System by BTL is mainly used in our facility to target painful conditions. Except for its unique mechanism of action involving depolarization-led muscle contractions which further improves the referred conditions, the therapy is well tolerated by the majority of the patients. The improvement observed is up to a great extent, whereas the application of the therapy is operator-free, which accredits the device irreplaceability. We are thrilled to have the opportunity to work with this technology."

Miroslav Minev


Neurologist
Diana Mar Balneotherapy Hotel
Bulgaria



The innovative BTL Super Inductive System (SIS) technology allows for selective depolarization of the nerve fibers. Even though the therapy does not require direct contact between the skin and the applicator, it targets the deep lying structures, bringing the results such as pain relief or muscle stimulation."

Telmo Firmino

Physiotherapist
Sport Lisboa e Benfica
Portugal



What I really appreciate about the BTL Super Inductive System is that it requires no consumables, no additional costs and runs operator-free. Possibility to deliver the therapy to the patients without the need for direct contact with skin is very practical, especially in painful conditions. The BTL Super Inductive System pain relief effect improves patients' quality of life by returning them to activities which were previously impossible to perform for extended periods of time."

Sébastien Rebelo

Physiotherapist, Private Practice in Eaubonne, **France**



BTL Super Inductive System can contribute to the success in treatment of some MSK sports injuries."

Nuno Loureiro

FC Paços de Ferreira
Portugal



The SIS is a very well tolerable and painless therapy modality. At our orthopaedics and trauma clinics, we use the SIS for treatment of chronic and acute pain syndromes we diagnose in our patients. These are post-traumatic or post-operative disorders such as spine disorders, tendinitis, joint blockages or impingement syndrome.

In SIS, we found a highly effective the quick and easy way, how to reduce pain without prescribing drugs. Pain relief can be achieved in vast majority of the treated patients."

Jan Leugering

Orthopedic Surgeon, Praxis Zum Bremen
Germany





The therapy had positive results right after the first treatment session in part of the patients. In most of the patients with radiculopathy the effect was visible as early as after the second session. Other effects of the SIS therapy observed were mobility restoration in the treated joints and improvement of hematomas.

Our preliminary results show that high-intensity electromagnetic field proved to be a highly effective method for fast pain relief in patients with acute and chronic pain. The device is easy to operate and requires no additional qualification apart from a certified training. The treatment was well tolerated by the patients during the therapy and afterwards."

Elena Ilieva
Medical Doctor
Medical University of Plovdiv
Bulgaria



Rehabilitation jumps into the future! Infinite potential and outstanding results in short time."

Daniele Morfino
Physiotherapist in
Rehabilitation Point
Italy



Ideal for muscle relaxation and pain relief in degenerative joint diseases."

Mickaël Meurou
Physiotherapist
Private Physiotherapy Office
France



Ideal therapy for joint mobilization and neurological disorders."

Eduard Šťastný
University Hospital Motol
Czech Republic



We use this device mainly to treat both acute and chronic pain. The SIS also supports bone healing already at an early stage. We can achieve muscle relaxation and muscle stimulation using this device."

Zbyněk Teplý
Physiotherapist, Czech Republic



We use the BTL Super Inductive System (SIS) in muscle spasms (degenerative disorders and post-traumatic conditions of the spine), layer syndrome of the paravertebral muscles and m. piriformis syndrome. Although both can be affected using manual techniques, the SIS eases our work by releasing the hypertonus commonly right after the first application and hence it doesn't take up the physiotherapist's time. Based on our experience the therapy with the BTL SIS is a highly effective therapy with no side effects."

Jiří Jeřábek
Medical Doctor, Rehabilitation
Center Kladruby
Czech Republic



SIS is the first-line treatment for musculoskeletal disorders. It enhances tissue regeneration, releases joint blockages, reduces edema and causes in-depth selective myostimulation with excellent results."

Diogo Cardoso
Physiotherapist, Owner
of Private Clinic
Centro De Recuperação
Diogo Cardoso
Portugal





The high-intensity electromagnetic field therapy, Super Inductive System, is another effective therapy mainly used for the control of pain and edema. Our players use it daily to relieve physical overload and chronic pathologies."

FC Porto
Medical Team
Portugal



Expected 2 months to recover would mean the end of the season for me, but thanks to SIS I recovered in only a month!"

Christie Jayaseelan
Football Player, Felda United FC
Malaysia



Our team of physiotherapists had the pleasure to treat professional figure skaters during the European Championship 2017 in Ostrava. In such demanding period, our daily-work is based on providing fast-recovery treatment to keep athletes in good condition. Our work was facilitated by using the latest BTL technology - the Super Inductive System, which we found highly effective in alleviation of painful muscle spasms and regeneration support of overloaded soft tissues."

Zuzana Wronová
Physiotherapist, EliteFyzio
Czech Republic



Tomáš Verner
Figure Skater
European Champion 2008
Czech Republic



The therapy is hands-free and contactless and can be applied over the clothing."

Niraj Bhansali
Physiotherapist, Spinex Center
India



We have great experience with Super Inductive System when it comes to treating pain."

Diana Solano, Greisy Beita
PhysioSmart Center
Costa Rica



I have made huge steps forward to a body that can perform efficiently and pain free."

Brad Pearmain
Professional Golfer
United Kingdom



An absolutely invaluable advantage of the SIS is immediate pain relief and accelerated muscle regeneration."

Karolína Vidunová
Physiotherapist, Hockey Club Rytíři Kladno
Czech Republic



SUPER INDUCTIVE SYSTEM

The BTL Super Inductive System represents a milestone in BTL physical modalities. Cutting-edge technology was developed with operators' and patients' comfort in mind.



What I really appreciate about the BTL Super Inductive System is that it requires no consumables, no additional costs and runs operator-free."

Sébastien Rebelo

Physiotherapist, Private practice
in Eaubonne
France

OPERATOR-FREE

Once the therapy is started, it requires no additional activity of the therapist.

SET & GO THERAPY

The device offers a wide range of preset protocols applicable for any condition.

VARIED APPLICATION

The applicator is adjustable to any body part.



NO CONSUMABLES, NO DISPOSABLES

The BTL Super Inductive System represents a cost-effective solution.

BTL-6000 SUPER INDUCTIVE SYSTEM

BTL-6000 SUPER INDUCTIVE SYSTEM ELITE

- Frequency up to 150 Hz
- Intensity up to 2.5 Tesla
- Patented applicator technology
- 8.4" colour touch screen

FEATURES & BENEFITS

- QUICK protocols
- Body Parts navigation
- Patient database
- Preset protocols and therapeutic encyclopaedia
- Variable six-joint arm
- Pulse quality monitor
- Trolley



Touch operation
Intuitive operation
with colour touch
screen (8.4")



Six-joint arm
Easy applicator
positioning

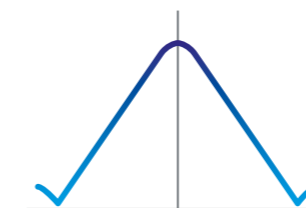
THE APPLICATOR



- PRECISE TARGETING
- IN-DEPTH REACH

ELECTROMAGNETIC FIELD DISTRIBUTION

The electromagnetic field emitted by the Super Inductive System applicator ensures precise therapy targeting into areas localized deep within the tissue, while delivering intensities of up to 2.5 T.



Visualization of the electromagnetic field
distribution on the applicator surface



PATENTED TECHNOLOGY

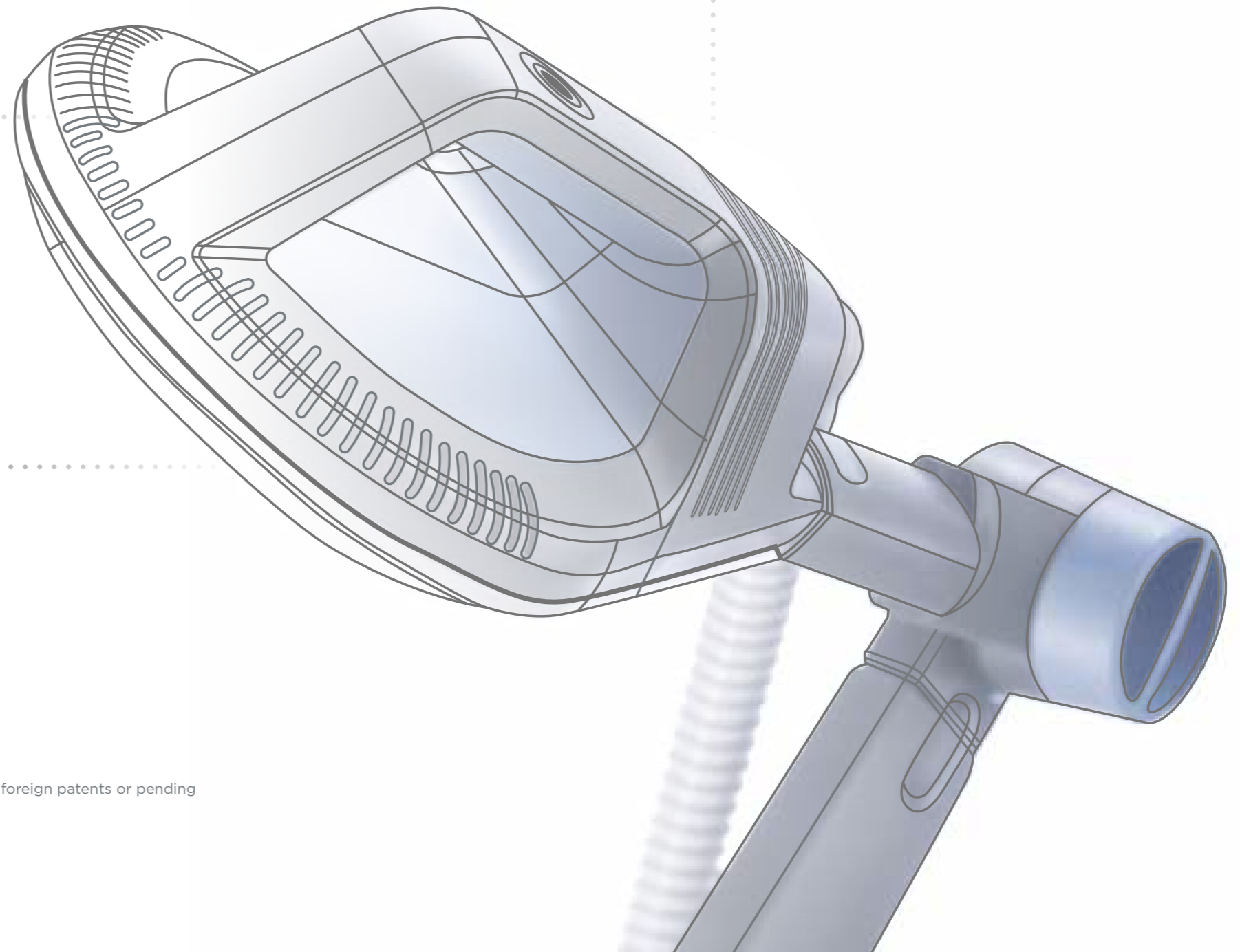
The BTL Super Inductive System features unique high-tech solutions. **Ingenious design of the coil** in the applicator allows for smooth therapy procedure with the device, even under demanding operational conditions, which are frequencies of up to 150 Hz and intensity of up to 2.5 T.

One-of-a-kind is also the **coil cooling system** and **intelligent software functions**, which allow for the most effective cooling and ensure the possibility of prolonged therapy times, even when set to values causing the highest possible load on the device.

INTELLIGENT SOFTWARE FUNCTIONS

COOL-FLOW TECHNOLOGY

INGENIOUS COIL CONSTRUCTION



This product, the methods of its manufacture and the use are covered by one or more US and foreign patents or pending patent applications.


TECHNICAL PARAMETERS

TECHNICAL SPECIFICATIONS OF THE BTL-6000 SUPER INDUCTIVE SYSTEM



MODEL	BTL-6000 SUPER INDUCTIVE SYSTEM ELITE
Part number	P6000.901
Display	8.4" colour touch screen
QUICK protocols	Yes
Body Parts navigation	Yes
Preset protocols	Yes
User therapeutic protocols	Yes
Patient database	Yes
Intensity	up to 2.5 T (max. dB/dt 28 kT/s)
Frequency	up to 150 Hz
Dimensions	500 × 970 × 580 mm
Weight	33 kg
Mains supply	100-240 V AC, 50-60 Hz
Standard accessories	six-joint arm, applicator





SERVICE & MAINTENANCE

BTL provides local support to its customers all over the world. Our service & maintenance departments consist of trained professionals. BTL ensures professionalism by providing yearly trainings and technical support anytime. BTL Super Inductive System requires mainly user maintenance and awareness. Follow the directions in the manual to ensure maximum longevity of the device.

BTL technical and service support ensures prompt and quality issue solutions all around the world. Contact your nearest BTL reseller to find out more about the service options available.

“

*The level of **service** is **outstanding** and the reason we would always use BTL as our equipment.”*

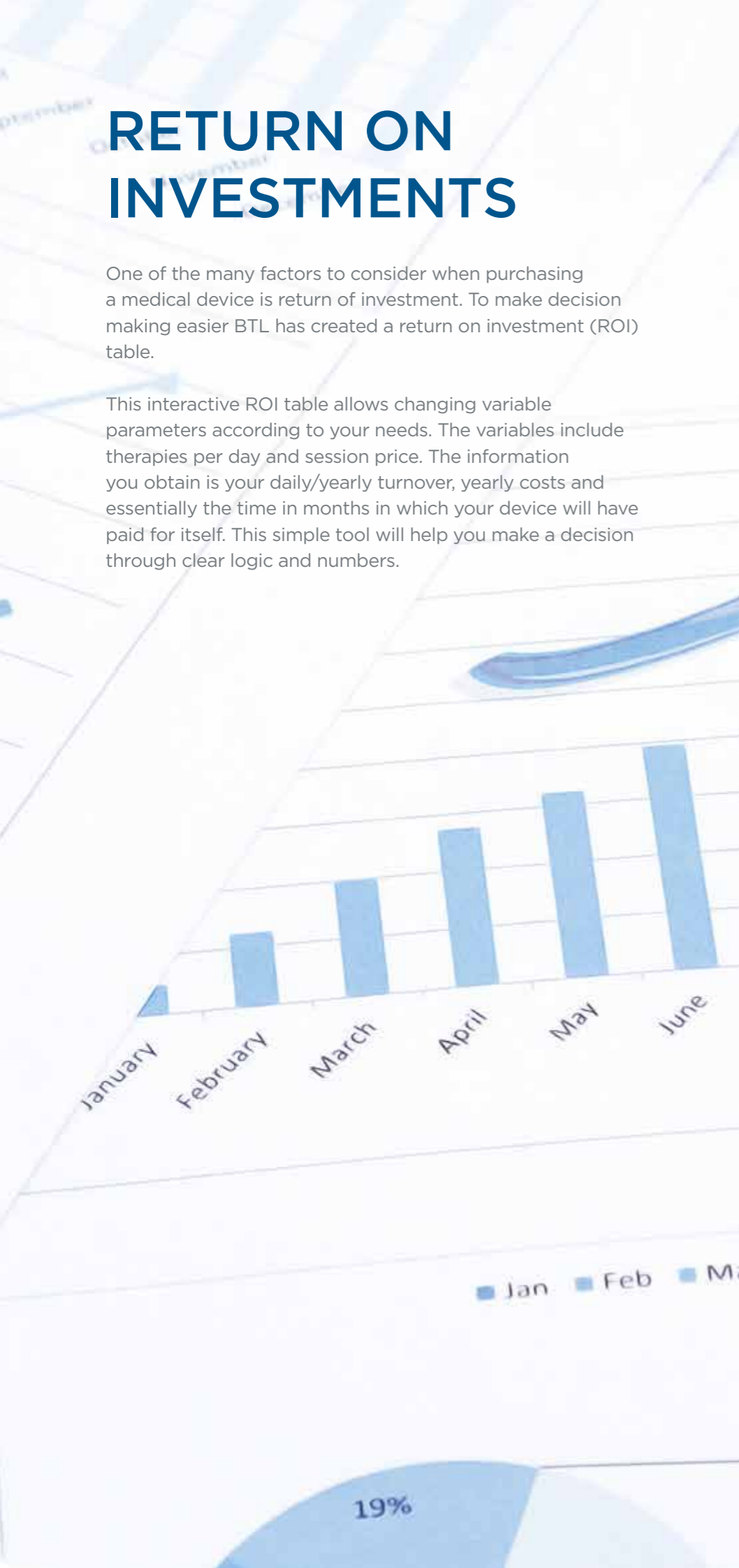
Ian Andrews

Oakwood Physiotherapy Practice
Bingham, **England**

RETURN ON INVESTMENTS

One of the many factors to consider when purchasing a medical device is return of investment. To make decision making easier BTL has created a return on investment (ROI) table.


This interactive ROI table allows changing variable parameters according to your needs. The variables include therapies per day and session price. The information you obtain is your daily/yearly turnover, yearly costs and essentially the time in months in which your device will have paid for itself. This simple tool will help you make a decision through clear logic and numbers.



A delightfully short ROI guide for choosing the best option

		number of therapies / day				ROI in months
		5	10	15	20	
price (EUR) / therapy	30	13,8	6,2	4,0	2,9	
	40	9,8	4,5	2,9	2,2	
	50	7,6	3,6	2,3	1,7	





MARKETING SUPPORT TO BOOST YOUR INCOMES

To increase your patients' interest in the BTL Super Inductive System treatment, **BTL provides customer promotional materials**. Banners and brochures can be placed in the waiting room. Online materials, such as BTL Super Inductive System website guide the patient through the therapy, indications and answers their frequently asked questions.

PRINT MATERIALS FOR OFFICE

PATIENT BROCHURE

DL 110 x 210 mm



WAITING ROOM POSTERS

594 x 841 mm



ROLL-UP BANNER

850 x 2100 mm



THERAPEUTIC VIDEOS

BTL has prepared a set of therapeutic videos that show Super Inductive System treatments of different body parts. You can find these and more videos on our official YouTube channel the BTL medical.



▶ Carpal Tunnel Syndrome



▶ Nerve Regeneration



▶ Breathing Enhancement



▶ Slipped Disc



▶ Patellar Tendinopathy



▶ Impingement Syndrome

WEBSITE

An international website www.super-inductive-system.com is dedicated to the BTL Super Inductive System therapy and provides information about therapy process and medical effects. You can find there the latest news and events, also testimonials or references.

ABOUT SIS



HOMEPAGE



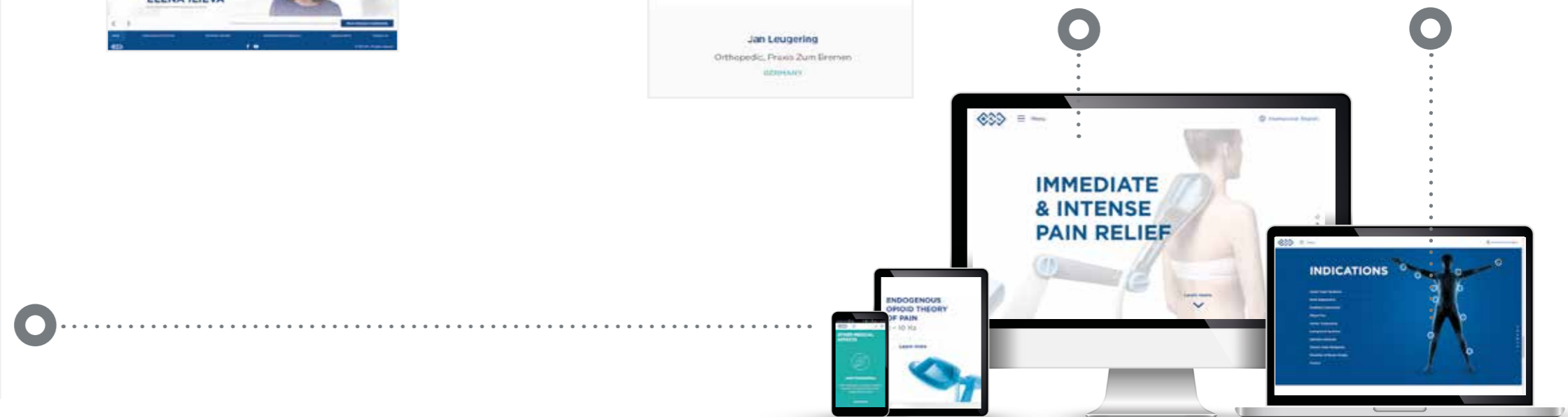
REFERENCES & TESTIMONIALS



NEWS & EVENTS



SCIENTIFIC SUPPORT



STAY INFORMED WITH DIGITAL MEDIA

If you would like to stay in touch with the latest BTL Super Inductive System therapy **news & events**, follow us on the **BTL Medical YouTube channel** and **BTL Industries LinkedIn profile**. You can follow either the **international BTL profile** or sign up for the **local BTL accounts**. Here you will find the newest technologies in the BTL portfolio, educational content, customers' experience and you will never miss an interesting event.



WE BRING YOU INNOVATIONS AND NEW TECHNOLOGIES FOR 25 YEARS

